

Sunshine City Prince Hotel

HOTEL

INFORMATION



Prince Hotel
Sunshine City

A friendly hotel where people gather, full of fun and always a talking point.

Sunshine City Prince Hotel

Ikebukuro is packed with culture, arts, amusements, and shopping.

Ikebukuro is also home to Sunshine City, which realizes the concept of a complex city housing a concentration of various functions, including various amusement facilities such as the Sunshine 60 skyscraper, massive shopping centers, theaters, museums, convention centers, and more. The Sunshine City Prince Hotel lies at the heart of the city.

Find plenty of information here on the Ikebukuro district, with its full range of leisure facilities and other attractive facilities near and around the hotel.



Guide to facilities in the surrounding area



Sunshine Aquarium



Konica Minolta Planetarium "Manten"




SKY CIRCUS Sunshine 60 Observatory



NAMJATOWN



Pokémon Center MEGA TOKYO



Times SPA RESTA



alpa shopping center



Seibu Department Store Ikebukuro



Sunshine City Conference Rooms



Otome Road



Tokyo Tatemono Brillia HALL
(Toshima Arts and Culture Theater)

© 2020 Pokémon. © 1995-2020 Nintendo/Creatures Inc./GAME FREAK inc.
ポケットモンスター・ポケモン・Pokémonは任天堂・クリーチャーズ・ゲームフリークの登録商標です。

Guide to facilities adjacent to the hotel



Tokyo Dome City



Meiji Jingu Stadium



Saitama Super Arena



Tokyo International Forum



MetLife Dome



Toshima City Mejiro Garden

Introducing the hotel

Located in Ikebukuro's landmark Sunshine City complex, all rooms of the hotel were completely renovated in spring 2019. This 37-story hotel space houses 4 floors, each with different characteristics, with a total of 1,091 of rooms available in an abundance of types. The hotel serves as a stop for departing and arriving Narita and Haneda Airport limousine buses, and is also located right by the expressway entrance. With major railway stations within walking distance, it makes an ideal base for sightseeing or business.

Sunshine Floor



37 F

Panorama Floor

33 F

32 F

Sunshine Floor

26 F

Concept Floor

25 F

24 F


City Floor

6 F

Lobby Area

1 F

Panorama Floor



Concept Floor



Lobby



[Example of floor plan]



※ Rooms 02, 18, 19, 22, 38, and 39 use stacking beds, which make the room usable as a triple room.

※ The room type of Rooms 01 and 21 will differ depending on the floor.

Floor Guide

Four floors, each with a different concept. From casual, contemporary rooms to relaxing, sophisticated spaces, you can enjoy totally different atmospheres depending on the floor.



Panorama Floor

(33-37F, 180 rooms)

The floor concept is "Another hotel within the hotel." The Panorama Floors boast the highest elevation of any hotel in the Ikebukuro area. Enjoy views from the highest level, combined with numerous exclusive services that differ from other floors, such as dedicated check-in counters and direct elevators.

Suite Room

[Area] 75.0 m²
[Bed size] 1,400 mm (W) x 1,950 mm (L) x 550 mm (H) (made by Simmons)



Layout (example only)



Triple Room

[Area] 75.0 m²
[Bed size] 1,200 mm (W) x 2,060 mm (L) x 550 mm (H) (made by Simmons)



Layout (example only)

*This room can accommodate up to 4 guests.

*Stacking bed size: 1,200 mm (W) x 1,920 mm (L) x 550 mm (H), 1 stacking bed




Fourth Room

[Area] 60.8 m²
[Bed size] 1,200 mm (W) x 1,950 mm (L) x 550 mm (H) (made by Simmons)



Layout (example only)



Twin Room A

[Area] 29.3 m²
[Bed size] 1,200 mm (W) x 1,950 mm (L) x 550 mm (H) (made by Simmons)



Layout (example only)

*Use as triple room is also possible.
Sofa bed size: 910 mm (W) x 2,000 mm (L) x 460 mm (H), 1 sofa bed



Twin Room B

[Area] 20.7 m²
[Bed size] 1,200 mm (W) x 1,950 mm (L) x 550 mm (H) (made by Simmons)



Layout (example only)



Double Room

[Area] 20.7 m²
[Bed size] 1,800 mm (W) x 1,950 mm (L) x 550 mm (H) (made by Simmons)



Layout (example only)



Semi Double Room

[Area] 16.6 m²
[Bed size] 1,400 mm (W) x 1,950 mm (L) x 550 mm (H) (made by Simmons)



Layout (example only)

Services available only on the Panorama Floors



Dedicated service counter for Panorama Floors



Dedicated elevator for Panorama Floors



Sunshine Floor

(26–32F, 259 rooms)

The floor concept is "Contemporary Tokyo."
Inspired by a "Japanese modern" image combining the contemporary cityscape of Ikebukuro, Tokyo, with traditional Japanese style, these rooms incorporate various color schemes and views that only higher floors command, for our guests' enjoyment.

Twin Room S

[Area] 37.5 m²
[Bed size] 1,400 mm (W) x 1,950 mm (L) x 550 mm (H) (made by Simmons)



Layout (example only)



Twin Room A

[Area] 29.3 m²
[Bed size] 1,100 mm (W) x 2,060 mm (L) x 550 mm (H) (made by Simmons)



Layout (example only)

*Use as triple room is also possible.

Stacking bed size: 1,200 mm (W) x 1,920 mm (L) x 550 mm (H), 1 stacking bed



Twin Room B

[Area] 20.7 m²
[Bed size] 1,100 mm (W) x 1,950 mm (L) x 550 mm (H) (made by Simmons)



Layout (example only)



Double Room

[Area] 20.7 m²
[Bed size] 1,800 mm (W) x 1,950 mm (L) x 550 mm (H) (made by Simmons)



Layout (example only)



Semi Double Room

[Area] 16.6 m²
[Bed size] 1,400 mm (W) x 1,950 mm (L) x 550 mm (H) (made by Simmons)



Layout (example only)



City Floor

(6-24F, 632 rooms)


The floor concept is "Pop Tokyo."
The City Floor is inspired by the casual, youthful pop aspect of Ikebukuro. Emphasis is placed on functionality and convenience, with various types of rooms available to meet the needs of guests.

Twin Room S

[Area] 37.5 m²
[Bed size] 1,400 mm (W) x 1,950 mm (L) x 550 mm (H) (made by Simmons)



Layout (example only)



Twin Room A


[Area] 29.3 m²
[Bed size] 1,100 mm (W) x 2,060 mm (L) x 550 mm (H) (made by Simmons)



Layout (example only)

*Use as triple room is also possible.

Stacking bed size: 1,200 mm (W) x 1,920 mm (L) x 550 mm (H),
1 stacking bed



Twin Room B

[Area] 20.7 m²
[Bed size] 1,100 mm (W) x 1,950 mm (L) x 550 mm (H) (made by Simmons)



Layout (example only)




Twin Room C

[Area] 16.6 m²
[Bed size] 1,100 mm (W) x 1,950 mm (L) x 550 mm (H) (made by Simmons)



Layout (example only)



Semi Double Room

[Area] 16.6 m²
[Bed size] 1,400 mm (W) x 1,950 mm (L) x 550 mm (H) (made by Simmons)



Layout (example only)



Japanese-style Room

[Area] 75.5 m²



Layout (example only)



City Combination Room

[Area] 75.5 m²
[Bed size] 1,400 mm (W) x 1,950 mm (L) x 550 mm (H) (made by Simmons)



Layout (example only)

[Guide to facilities within the hotel]



Conference Rooms

(total 2 rooms, each 30 m², 29F) *Reservation required
Available: 10:00 A.M. to 8:00 P.M.
Capacity: 10 people
Equipment:
65-inch touchscreen LCD display with built-in white board function Blu-ray disc player, table with power supply for various OA devices



Meeting Room

(60 m², 19F) *Reservation required
Available: 10:00 A.M. to 8:00 P.M.
Capacity: Max. 37 people
Equipment:
65-inch LCD display, whiteboard, Blu-ray disc player



Early Morning Arrivals and Late-Night Departures Waiting Room

6F
Available: 7:00 A.M. to 10:00 A.M.
11:00 A.M. to 10:00 P.M.
*For exclusive use by hotel guests



Stretching Room

(60 m², 21F)
Available: 10:00 A.M. to 8:00 P.M.
Equipment: Balance balls, yoga mats
*For exclusive use by hotel guests (reservation required)



Coin Laundry

6F
Available: 24 hours
Equipment:
1 combined washer/dryer, 6 washing machines, 6 dryers
*For exclusive use by hotel guests



Muslim Prayer Room

6F (1 room each for men and women)
Available: 4:00 A.M. to 9:00 P.M.
Equipment:
Worship mats, hands and feet washing facilities
*For exclusive use by hotel guests



Limousine Bus Ticket Counter

Hotel Lobby 1F
Available: 6:00 A.M. to 10:00 P.M.



Convenience store FamilyMart

Hotel 1F
Available: Open 24 hours (all year round)

[Guide to Restaurants & Bars]



Cafe & Dining Chef's Palette (1F)

Separate cafe and dining areas let you enjoy any kind of situation, including meals, tea time, and dinner time.



Bayern Restaurant (B1)

A buffet-style restaurant offering a wide array of dishes. Holds a fair every season featuring ingredients carefully selected by chefs.



Japanese Restaurant Musashino (B1)

Enjoy the flavors of the four seasons, with an effortlessly Japanese touch. In addition to table seating, there are also private rooms ideal for entertaining and business meetings.



Kokiden Chinese Restaurant (B1)

Enjoy food and conversation in this space that prioritizes serenity and calmness. Eat to your heart's content from a variety of widely popular Chinese cuisine.



IKEPRI 25
SUNSHINE CITY PRINCE HOTEL
CONCEPT FLOOR


Concept Floor

(25F, 20 rooms + 4 shared spaces)

Have a dreamlike experience, surrounded by your favorite things

The IKEPRI 25 Concept Floor has been created on the 25th floor of the hotel.

Consisting of 4 shared spaces and 20 concept rooms, this exclusive and exciting floor is a haven for sub-culture enthusiasts from all over the world who enjoy Japanese anime and manga.



© Moomin Characters™



© Moomin Characters™

Moominvalley Park Official Hotel

The hotel is registered as an official hotel of Moominvalley Park, which opened on Saturday March 16, 2019. Special rooms are available where guests can experience the world as the Moomins do.

[Guest room facilities and equipment] *Common to all floors

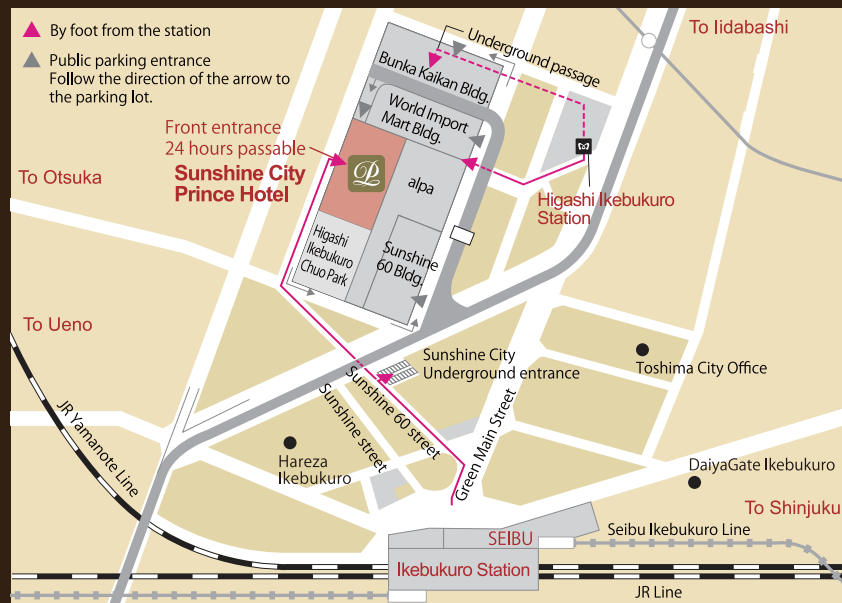
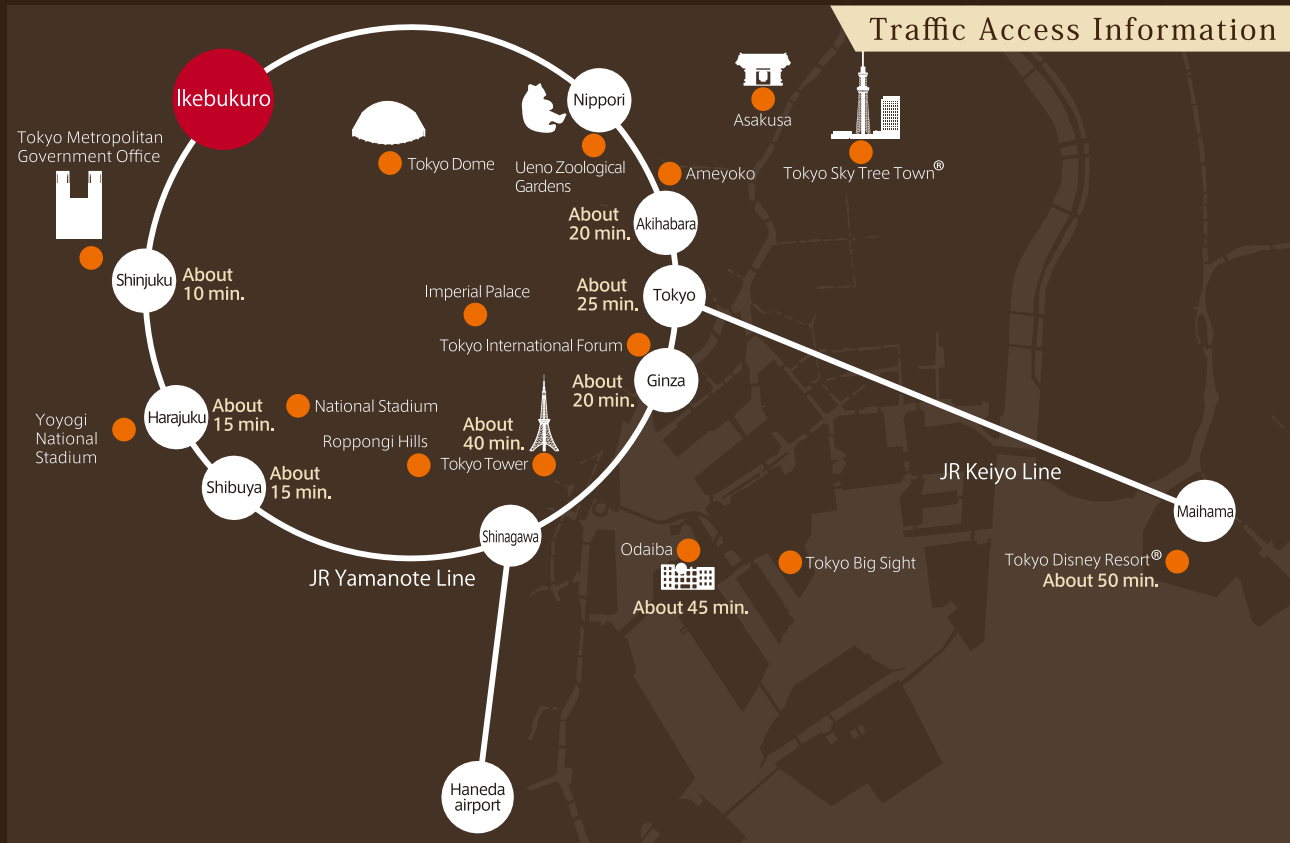
TV / IP TV broadcasting (free of charge) / Telephone / High-speed Internet, both wired and wireless (free) / Valuables box / Clock / Refrigerator / Electric kettle / Air conditioning / Hair dryer / Toilet seats with warm water spray feature / Wake-up call / Nightwear / Towels / Shoehorn / Hangers / Deodorizer / Glasses / Mugs (Japanese teacups on City Floors) *Panorama Floor only: Humidified air purifier / Bathrobe (suites and triple rooms only)

[Information on rental equipment] *Common to all floors

Rental equipment is limited in number, so please inquire in advance

Baby cot (* Not available in some rooms) / Bed guards / Pillows (feather, cotton, buckwheat husk, Dacron, macaroni chip) / Fluorescent lamp stand / Humidifier / Clothes iron / Trouser press / Sewing set / Nail clippers / Cold compresses / Thermometer / Health meter / Flower vase / Shogi set / Go set / LAN cable / Transformer / Extension cord / Voltage conversion adapter / Bifurcated outlet / DVD player / Blu-ray disc player

Traffic Access Information



[By train]

3 minutes on foot from Exit 6 or 7 of Higashi-Ikebukuro Station, Subway Yurakucho Line (4 minutes on foot via underground passage). About 6 minutes on foot from Higashi-Ikebukuro-yonchome stop, Toden Arakawa Line. About 8 minutes on foot from East Exit of Ikebukuro Station on Seibu Ikebukuro Line, JR Line, subway lines, and Tobu Tojo Line.

[By car]

29 km from Haneda Airport on the Tokyo Metropolitan Expressway. Directly connected to the Higashi-Ikebukuro Ramp, Tokyo Metropolitan Expressway Ikebukuro Route 5.

[Guide to parking]

The hotel's parking lot is the Sunshine City public underground parking lot (capacity 1,800 vehicles). The hotel sells 24-hour parking tickets at the front desk for hotel guests.

[By Limousine Bus]

Limousine buses runs directly between the hotel and Haneda/Narita Airports (some routes go via other destinations). Haneda Airport-hotel (60 to 70 minutes), Narita Airport-hotel (90 to 120 minutes)

Sunshine City Prince Hotel

3-1-5, Higashi-ikebukuro, Toshima-ku,
Tokyo, 170-8440, Japan

TEL : 03-3988-1111

www.princehotels.com/sunshine/